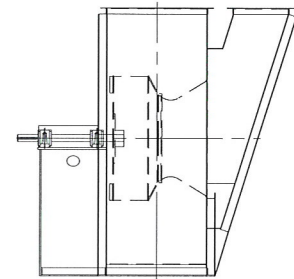


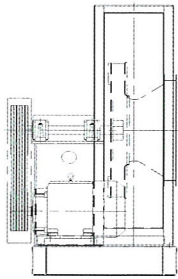
AirEng – Arrangement

AirEng can tailor fan design to meet your exact requirements. Fans are available in multiple arrangements with an infinite number of drive, rotation, discharge and inlet geometries to best suit your installation.

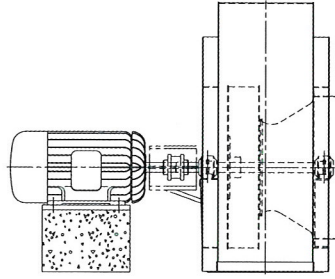
This page contains some of the most commonly used arrangements, which can be adapted to suit your specific application.



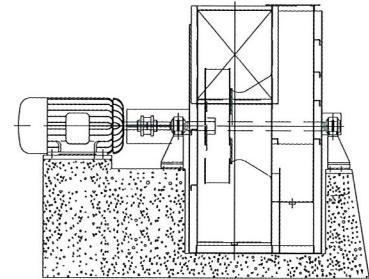
Arrangement 1 **SISW**
c/w inlet box



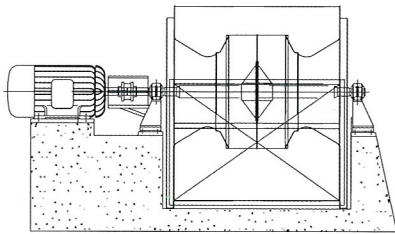
Arrangement 1 Belt Drive **SISW**



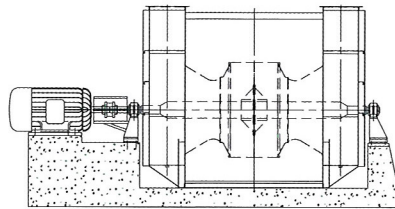
Arrangement 3 **SISW**



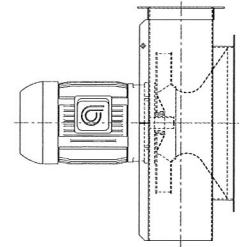
Arrangement 3 **SISW**
c/w inlet box



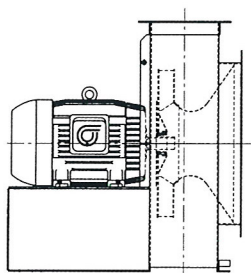
Arrangement 3 Direct Drive **DIDW**



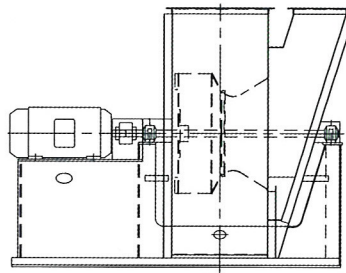
Arrangement 3 Direct Drive **DIDW**
c/w inlet boxes



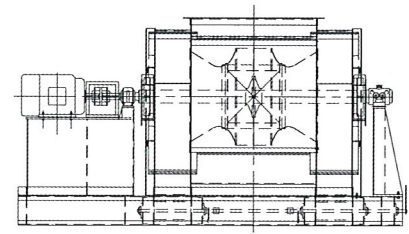
Arrangement 4F **SISW**



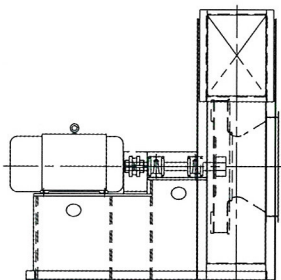
Arrangement 4 Direct Drive **SISW**



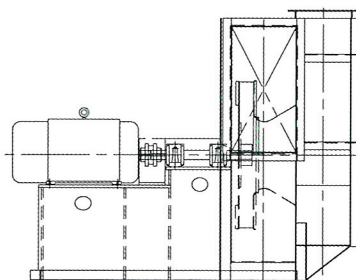
Arrangement 7 Direct Drive **SISW**
c/w inlet box



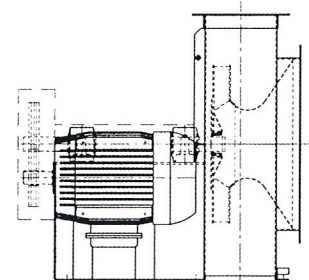
Arrangement 7 Direct Drive **DIDW**
c/w inlet boxes



Arrangement 8 **SISW**



Arrangement 8 **SISW**
c/w inlet box



Arrangement 9 Belt Drive **SISW**